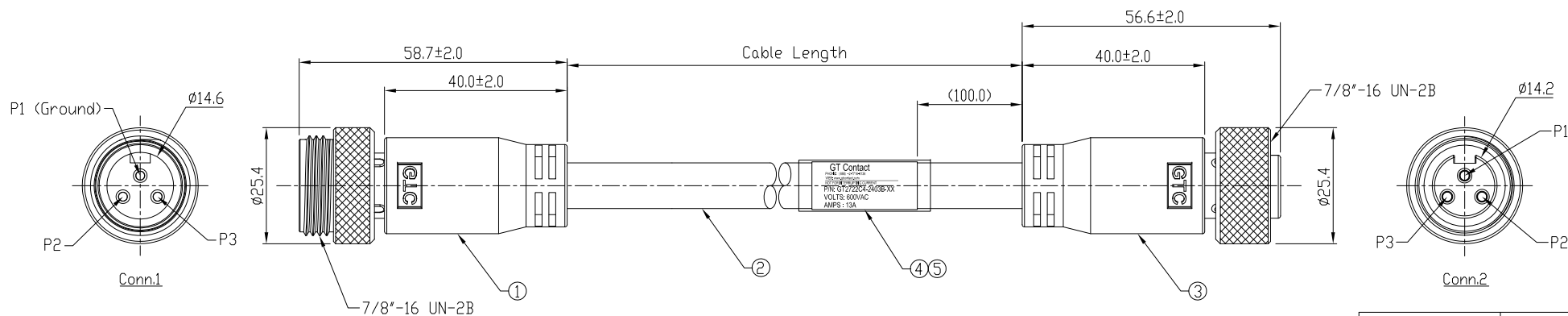


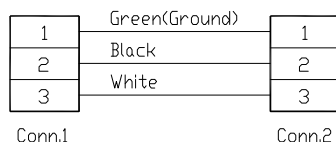
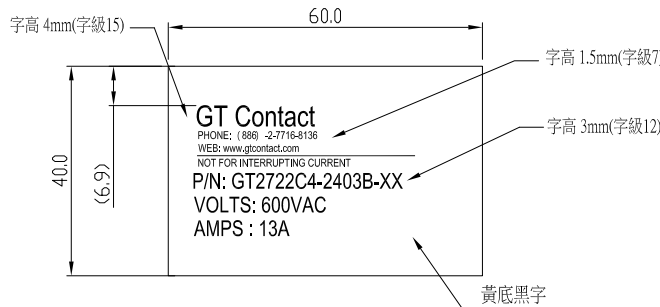
Notes: (Unless Otherwise Specified)

1. Waterproof Rate: IP68.
2. RoHS Compliant.

REV	ECN#	DESCRIPTION OF REVISION	DRAW BY DATE	CHECK BY DATE	APPROVE BY DATE
A0			Jenny 12/28/21	Lucas 12/28/21	Ray 12/28/21



標籤印字示意圖



Wiring Diagram

GT2722C4-2403B-10	10000 mm	+500
GT2722C4-2403B-09	9000 mm	+450
GT2722C4-2403B-08	8000 mm	+400
GT2722C4-2403B-07	7000 mm	+150
GT2722C4-2403B-06	6000 mm	+150
GT2722C4-2403B-05	5000 mm	+150
GT2722C4-2403B-04	4000 mm	+150
GT2722C4-2403B-03	3000 mm	+100
GT2722C4-2403B-02	2000 mm	+100
GT2722C4-2403B-01	1000 mm	+50
GT2722C4-2403B-Z9	900 mm	+50
GT2722C4-2403B-Z8	800 mm	+50
GT2722C4-2403B-Z7	700 mm	+50
GT2722C4-2403B-Z6	600 mm	+50
GT2722C4-2403B-Z5	500 mm	+50
GT2722C4-2403B-Z4	400 mm	+50
GT2722C4-2403B-Z3	300 mm	+25
GT2722C4-2403B-Z2	200 mm	+25
Part No.	Cable Length	Tol.

Item	Part Name	Material / Finish	Qty
5	Shrink Tube	L=70mm Color: Clear	1
4	Label	60*40mm Color: Yellow	1
3	Mini 13A 3P Female	GTC Contact P/N: GT272224-2403B-XX	1
2	Cable	ST00W PVC, 16AWG*3C OD=10.0mm, Color: Black	1
1	Mini 13A 3P Male	GTC Contact P/N: GT272234-2403B-XX	1

TITLE						DRAWING NUMBER			REV.
Mini 13A 3P Cable End Dual Female / Male with ST00W 16# Cable						GT2722C4-2403B-XX			A0
DD NOT SCALE DRAWINGS	B	1:1	Jenny 12/28/21	Lucas 12/28/21	Ray 12/28/21	X.X ± 0.5 X.XX ± 0.2	X.XXX ± 0.05 ANGLES ± 1°	mm	1/1
THIRD ANGLE PROJECTION	SIZE	SCALE	DRAW / DATE	CHECK / DATE	APPROVE / DATE	TOLERANCES		UNIT	SHEET

GT Contact CO.,LTD

NOTICE OF PROPRIETARY PROPERTY:  
THE INFORMATION CONTAINED HEREIN IS THE PROPRIETARY PROPERTY OF GT Contact CO.,LTD THE POSSESSOR AGREES TO THE FOLLOWING:  
(1) TO MAINTAIN THIS DOCUMENT IN CONFIDENCE  
(2) NOT TO REPRODUCE OR COPY IT  
(3) NOT TO REVEAL OR PUBLISH IT IN WHOLE OR PART  
(4) ALL RIGHTS RESERVED