

1

2

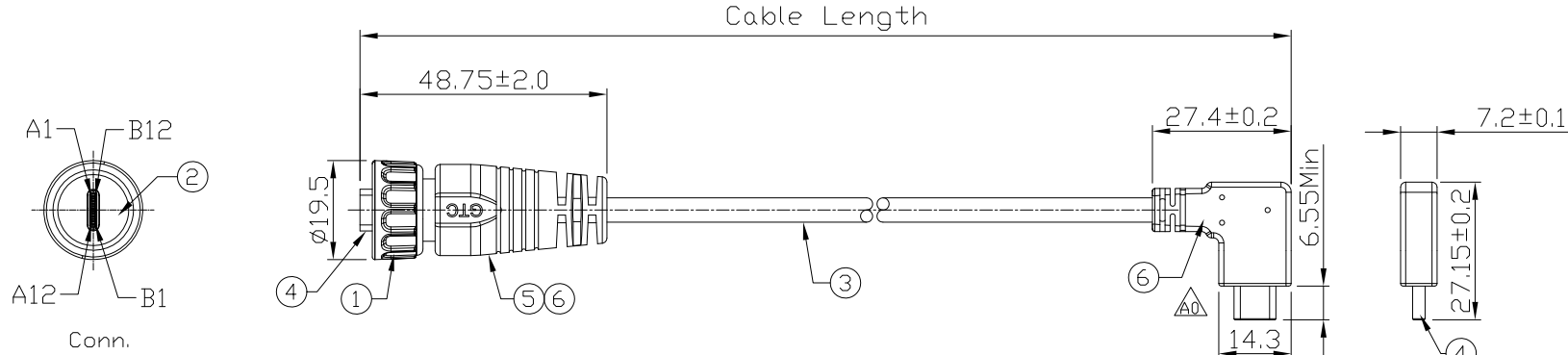
3

4

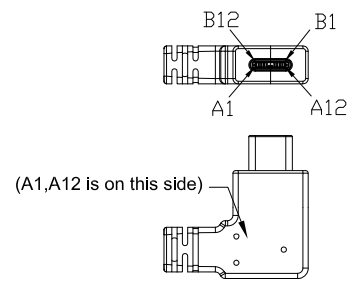
Notes: (Unless Otherwise Specified)

- 1. Waterproof Rate: IP68.
- 2. RoHS Compliant.
- 3. Type C - Pin Out Is The Same As This Drawing.
- 4. UL Certification file #E364108.

REV	ECN#	DESCRIPTION OF REVISION	DRAW BY DATE	CHECK BY DATE	APPROVE BY DATE
A0	ECN-211203	Copper foil wrap => metal shell cover	Lucas 12/09/21	Lucas 12/09/21	Ray 12/09/21



GTC
 DOC.CENTER.ISSUE
 DEC.09.2021
 ONLY FOR
 RELEASE



GT21C320-09-02	2000 mm	+100
GT21C320-09-01	1000 mm	+50
GT21C320-09-29	900 mm	+50
GT21C320-09-28	800 mm	+50
GT21C320-09-27	700 mm	+50
GT21C320-09-26	600 mm	+50
GT21C320-09-25	500 mm	+50
GT21C320-09-24	400 mm	+50
GT21C320-09-23	300 mm	+25
GT21C320-09-22	200 mm	+25
Part No.	Cable Length	Tol.

6	Over Mold	PVC Color: Black	2
5	Inner Mold	PVC Color: Black	1
4	USB Type C 3.1	Housing: Thermoplastic, Color: Black Contacts: Copper Alloy, Finish: Au Plated Shell: Stainless Steel, Finish: Au Plated	2
3	Cable	UL21572 (1P/32#+EAM)*4+(1P/32#+A)+(4C/32#+)+(1C/24#+)+2EAB 85% OD:4.8mm BLACK TPE JACKET.	1
2	Rubber Pad	Silicone Color: Black	1
1	Screw Nut	Zn Alloy Finish: Ni Plated	1
Item	Part Name	Material / Finish	Qty

TITLE						DRAWING NUMBER			REV.
USB 3.1 Type C Metal C2 Cable End Plug Screw With Type C Plug Right/Left						GT21C320-09-XX			A0
THIRD ANGLE PROJECTION	SIZE	SCALE	DRAW / DATE	CHECK / DATE	APPROVE / DATE	TOLERANCES		SHEET	
	B	1:1	Whitney 04/09/20	Lucas 04/09/20	Ray 04/09/20	X.X ± 0.5 X.XX ± 0.2	X.XXX ± 0.05 ANGLES ± 1°	mm 1/3	

GT Contact CO.,LTD

NOTICE OF PROPRIETARY PROPERTY:
 THE INFORMATION CONTAINED HEREIN IS THE PROPRIETARY PROPERTY OF GT Contact CO.,LTD THE POSSESSOR AGREES TO THE FOLLOWING:
 (a) TO MAINTAIN THIS DOCUMENT IN CONFIDENCE
 (b) NOT TO REPRODUCE OR COPY IT
 (c) NOT TO REVEAL OR PUBLISH IT IN WHOLE OR PART
 (d) ALL RIGHTS RESERVED

1

2

3

4

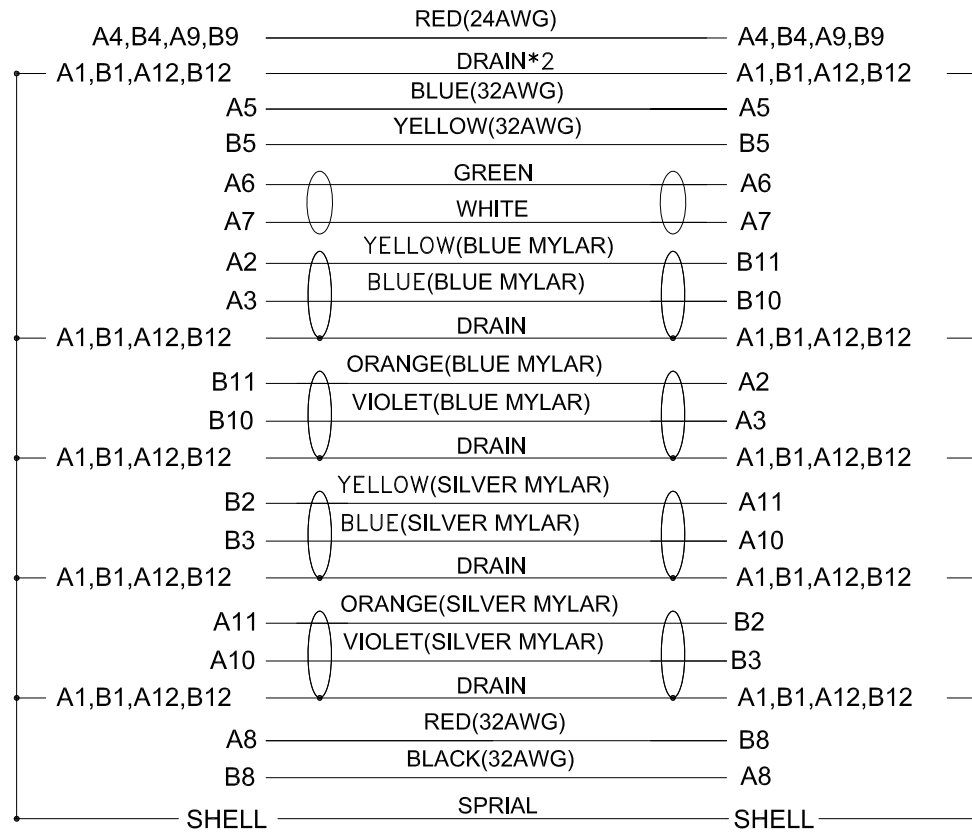
1

2

3

4

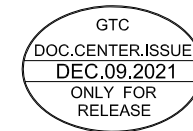
REV	ECN#	DESCRIPTION OF REVISION	DRAW BY DATE	CHECK BY DATE	APPROVE BY DATE
A0	ECN-211203	Copper foil wrap => metal shell cover	Lucas 12/09/21	Lucas 12/09/21	Ray 12/09/21



Conn.

Type C Plug

Wiring Diagram



GT Contact CO.,LTD

NOTICE OF PROPRIETARY PROPERTY:

THE INFORMATION CONTAINED HEREIN IS THE PROPRIETARY PROPERTY OF GT Contact CO.,LTD THE POSSESSOR AGREES TO THE FOLLOWING:
 (i) TO MAINTAIN THIS DOCUMENT IN CONFIDENCE
 (ii) NOT TO REPRODUCE OR COPY IT
 (iii) NOT TO REVEAL OR PUBLISH IT IN WHOLE OR PART
 (iv) ALL RIGHTS RESERVED

TITLE USB 3.1 Type C Metal C2 Cable End Plug Screw With Type C Plug Right/Left						DRAWING NUMBER GT21C320-09-XX			REV. A0
	B	1:1	Whitney 04/09/20	Lucas 04/09/20	Ray 04/09/20	X.X ± 0.5 X.XX ± 0.2	X.XXX ± 0.05 ANGLES ± 1°	mm	2/3
THIRD ANGLE PROJECTION	SIZE	SCALE	DRAW / DATE	CHECK / DATE	APPROVE / DATE	TOLERANCES		UNIT	SHEET

1

2

3

4

1

2

3

4

REV	ECN#	DESCRIPTION OF REVISION	DRAW BY DATE	CHECK BY DATE	APPROVE BY DATE
A0	ECN-211203	Copper foil wrap => metal shell cover	Lucas 12/09/21	Lucas 12/09/21	Ray 12/09/21

***CONSTRUCTION:

1.CABLE:

* UL21572(1P/32#+EAM)*4+(1P/32#+A)+(4C/32#)+(1C/24#)+2EAB 85%
 OD:4.8mm BLACK TPE JACKET.

***CONNECTOR:

2.USB C/M:

* USB TYPE C MALE SOLDER TYPE,PCB WITHOUT IC,
 * PINS: 30u GOLD PLATED OVER NICKEL.
 * INSULATOR: BLACK THEMOPLASTIC 94V-0 RATED.
 * SHELL: STEEL WITH GOLD PALTED.
 * COVER: STEEL WITH NI PALTED.
 * CAPACITOR.
 * MOLDED: BLACK PVC 45P.

3.USB C/M:

* USB TYPE C MALE SOLDER TYPE,PCB WITH IC,
 * PINS: 30u GOLD PLATED OVER NICKEL.
 * INSULATOR: BLACK THEMOPLASTIC 94V-0 RATED.
 * SHELL: STEEL WITH GOLD FLASH.
 * COVER: STEEL WITH NI PALTED.
 * CAPACITOR.
 * E-MARK.

4.TEST:

* MOLDED: BLACK PVC 45P & 30P.
 * CT: 2 ohm IS: 5M ohm



GT Contact CO.,LTD

NOTICE OF PROPRIETARY PROPERTY:
 THE INFORMATION CONTAINED HEREIN IS THE PROPRIETARY PROPERTY OF GT Contact CO.,LTD THE POSSESSOR AGREES TO THE FOLLOWING:
 (i) TO MAINTAIN THIS DOCUMENT IN CONFIDENCE
 (ii) NOT TO REPRODUCE OR COPY IT
 (iii) NOT TO REVEAL OR PUBLISH IT IN WHOLE OR PART
 (iv) ALL RIGHTS RESERVED

TITLE USB 3.1 Type C Metal C2 Cable End Plug Screw With Type C Plug Right/Left						DRAWING NUMBER GT21C320-09-XX			REV. A0
	B	1:1	Whitney 04/09/20	Lucas 04/09/20	Ray 04/09/20	X.X ± 0.5 X.XX ± 0.2	X.XXX ± 0.05 ANGLES ± 1°	mm	3/3
THIRD ANGLE PROJECTION	SIZE	SCALE	DRAW / DATE	CHECK / DATE	APPROVE / DATE	TOLERANCES		UNIT	SHEET

1

2

3

4