

1

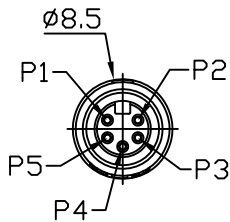
2

3

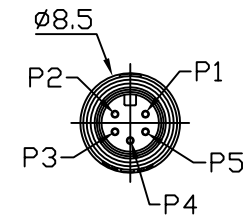
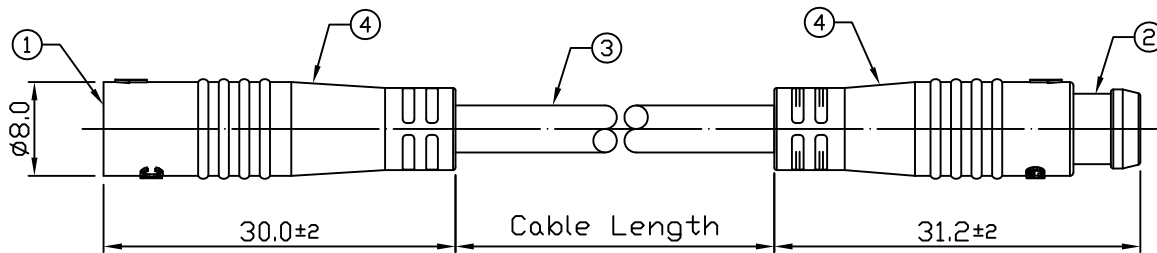
4

Notes: (Unless Otherwise Specified)  
 1. Waterproof Rate : IP67  
 2. RoHS Compliant.

REV	ECN#	DESCRIPTION OF REVISION	DRAW BY DATE	CHECK BY DATE	APPROVE BY DATE
01			Hank 11/01/18	Lucas 11/01/18	Ray 11/01/18



Conn.1



Conn.2



Item	Part Name	Material / Finish	Q'ty
4	Over Mold	TPU Color: Black	2
3	Cable	24AWG*5C+A DD=4.0mm, PU, Color: Black	1
2	Snap-in M6 2A Male 5P Cable End	GT Contact P/N: GT1S1434-01051-XX	1
1	Snap-in M6 2A Female 5P Cable End	GT Contact P/N: GT1S1424-01051-XX	1

Conn.1		Conn.2	
1	Black	1	
2	Brown	2	
3	Red	3	
4	Orange	4	
5	Yellow	5	

Wiring Diagram

GT1S14B4-01051-10	10000mm	+500
GT1S14B4-01051-09	9000mm	+450
GT1S14B4-01051-08	8000mm	+400
GT1S14B4-01051-07	7000mm	+150
GT1S14B4-01051-06	6000mm	+150
GT1S14B4-01051-05	5000mm	+150
GT1S14B4-01051-04	4000mm	+150
GT1S14B4-01051-03	3000mm	+100
GT1S14B4-01051-02	2000mm	+100
GT1S14B4-01051-01	1000mm	+50
GT1S14B4-01051-Z9	900mm	+50
GT1S14B4-01051-Z8	800mm	+50
GT1S14B4-01051-Z7	700mm	+50
GT1S14B4-01051-Z6	600mm	+50
GT1S14B4-01051-Z5	500mm	+50
GT1S14B4-01051-Z4	400mm	+50
GT1S14B4-01051-Z3	300mm	+25
GT1S14B4-01051-Z2	200mm	+25
Part No.	Cable Length	Tol.

GT Contact CO.,LTD

NOTICE OF PROPRIETARY PROPERTY:  
 THE INFORMATION CONTAINED HEREIN IS THE PROPRIETARY PROPERTY OF GT CONTACT CO.,LTD THE POSSESSOR AGREES TO THE FOLLOWING:  
 (1) TO MAINTAIN THIS DOCUMENT IN CONFIDENCE  
 (2) NOT TO REPRODUCE OR COPY IT  
 (3) NOT TO REVEAL OR PUBLISH IT IN WHOLE OR PART  
 (4) ALL RIGHTS RESERVED

TITLE Snap-in M6 2A 5P Cable End Twin-head Male / Female With Cable						DRAWING NUMBER GT1S14B4-01051-XX			REV. 01	
THIRD ANGLE PROJECTION	SIZE	SCALE	DRAW / DATE	CHECK / DATE	APPROVE / DATE	TOLERANCES		UNIT	SHEET	
	B	1:1	Hank 11/01/18	Lucas 11/01/18	Ray 11/01/18	X.X ± 0.5 X.XX ± 0.2	X.XXX ± 0.05 ANGLES ± 1°	mm	1/1	

1

2

3

4