

1

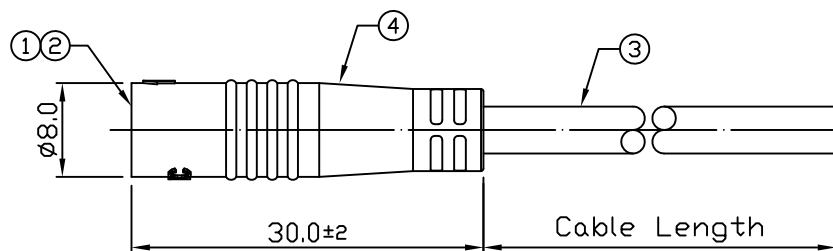
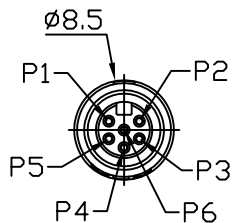

2

3

4

Notes: (Unless Otherwise Specified)
 1. WaterProof Rate : IP67
 2. RoHS Compliant.

REV	ECN#	DESCRIPTION OF REVISION	DRAW BY DATE	CHECK BY DATE	APPROVE BY DATE
01		PRELIMINARY	Hank 05/23/17	Lucas 05/23/17	Ray 05/23/17



1	Black
2	Brown
3	Red
4	Orange
5	Yellow
6	Green

Wiring Diagram

GT1S1424-01061-10	10000mm	+500
GT1S1424-01061-09	9000mm	+450
GT1S1424-01061-08	8000mm	+400
GT1S1424-01061-07	7000mm	+150
GT1S1424-01061-06	6000mm	+150
GT1S1424-01061-05	5000mm	+150
GT1S1424-01061-04	4000mm	+150
GT1S1424-01061-03	3000mm	+100
GT1S1424-01061-02	2000mm	+100
GT1S1424-01061-01	1000mm	+50
GT1S1424-01061-Z9	900mm	+50
GT1S1424-01061-Z8	800mm	+50
GT1S1424-01061-Z7	700mm	+50
GT1S1424-01061-Z6	600mm	+50
GT1S1424-01061-Z5	500mm	+50
GT1S1424-01061-Z4	400mm	+50
GT1S1424-01061-Z3	300mm	+25
GT1S1424-01061-Z2	200mm	+25
Part No.	Cable Length	Tol.

Item	Part Name	Material / Finish	Q'ty
4	Over Mold	TPU Color: Black	1
3	Cable	24AWG*6C+A ØD=4.0±0.2mm, PU, Color: Black	1
2	Contacts	Copper Alloy Finish: Au Plated	6
1	Housing	Thermoplastic Color: Black	1

GT Contact CO.,LTD

NOTICE OF PROPRIETARY PROPERTY:
 THE INFORMATION CONTAINED HEREIN IS THE PROPRIETARY PROPERTY OF GT Contact CO.,LTD THE POSSESSOR AGREES TO THE FOLLOWING:
 (1) TO MAINTAIN THIS DOCUMENT IN CONFIDENCE
 (2) NOT TO REPRODUCE OR COPY IT
 (3) NOT TO REVEAL OR PUBLISH IT IN WHOLE OR PART
 (4) ALL RIGHTS RESERVED

TITLE						DRAWING NUMBER			REV.	
Snap-in M6 2A Female 6P Cable End With Cable						GT1S1424-01061-XX			01	
	B	1:1	Hank 05/23/17	Lucas 05/23/17	Ray 05/23/17	X.X ± 0.5	X.XXX ± 0.05	mm	1/1	
THIRD ANGLE PROJECTION	SIZE	SCALE	DRAW / DATE	CHECK / DATE	APPROVE / DATE	TOLERANCES		UNIT	SHEET	

1

2

3

4