

1

2

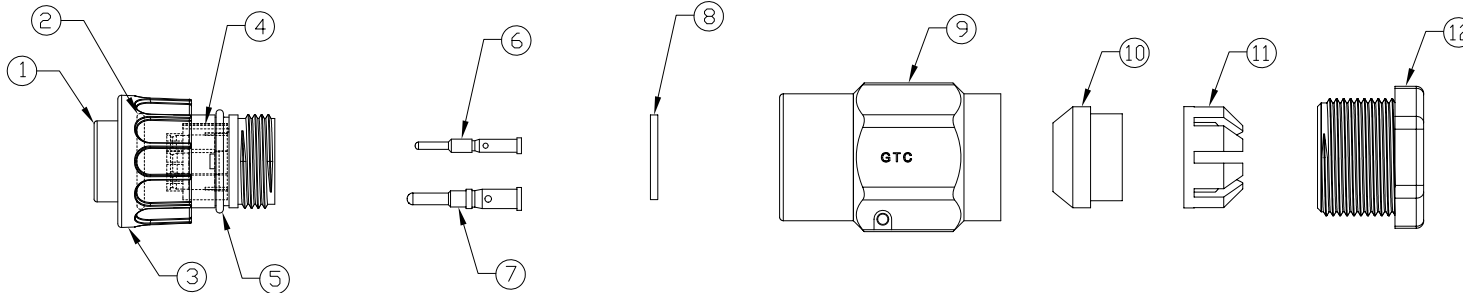
3

4

Notes: (Unless Otherwise Specified)

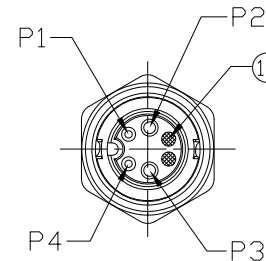
- 1. Waterproof Rate: IP67.
- 2. Recommend Cable Diameter: 5.0 to 6.0 mm
- 3. Recommend Cover Torque: 6.0 to 7.0 Kg-cm.
- 4. Recommend Gland Nut Torque: 9.0 to 10.0 Kg-cm.
- 5. RoHS Compliant.

REV	ECN#	DESCRIPTION OF REVISION	DRAW BY DATE	CHECK BY DATE	APPROVE BY DATE
03	ECN-160108	Modify Drawing Number GT152274-26040 -> GT1D2243-29220/03	Joyce 01/18/16	Lucas 01/18/16	Ray 01/18/16

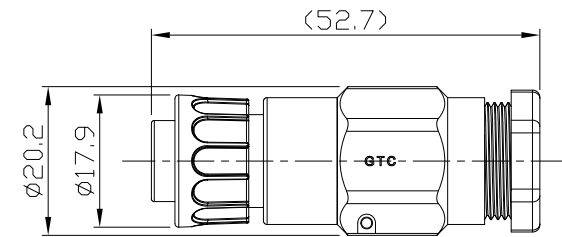


13	Gland Pin	Thermoplastic Color: Black	2
12	Gland Nut	Thermoplastic Color: Black	1
11	Cage	Thermoplastic Color: White	1
10	Gland	Silicone Color: Green	1
9	Cover	Thermoplastic Color: Black	1
8	Gasket	Silicone Color: Black	1
7	Contacts (10A)	Copper Alloy Finish: Au Plated	2
6	Contacts (5A)	Copper Alloy Finish: Au Plated	2
5	O-Ring	Silicone Color: Red	1
4	Base	Thermoplastic Color: Black	1
3	Lock Nut	Thermoplastic Color: Black	1
2	O-Ring	Silicone Color: Red	1
1	Housing	Thermoplastic Color: Black	1
Item	Part Name	Material / Finish	Q'ty

GTC
R&D DEPT. ISSUE
JAN.19.2016
ONLY FOR
RELEASE



Pin Assignment



03

GT Contact CO.,LTD

NOTICE OF PROPRIETARY PROPERTY:
THE INFORMATION CONTAINED HEREIN IS THE PROPRIETARY PROPERTY OF GT Contact CO.,LTD THE POSSESSOR AGREES TO THE FOLLOWING:
(i) TO MAINTAIN THIS DOCUMENT IN CONFIDENCE
(ii) NOT TO REPRODUCE OR COPY IT
(iii) NOT TO REVEAL OR PUBLISH IT IN WHOLE OR PART
(iv) ALL RIGHTS RESERVED

TITLE						DRAWING NUMBER			REV.	
C2 5A+10A 2P+2P Field Installable Cable End Male Crimp Lock						GT1D2243-29220			03	
	B	1:1	Karen 04/21/09	Robbie 04/21/09	Ray 04/21/09	X.X ± 0.5 X.XX ± 0.2	X.XXX ± 0.05 ANGLES ± 1°	mm	1/1	
THIRD ANGLE PROJECTION	SIZE	SCALE	DRAW / DATE	CHECK / DATE	APPROVE / DATE	TOLERANCES		UNIT	SHEET	

1

2

3

4