

1

2

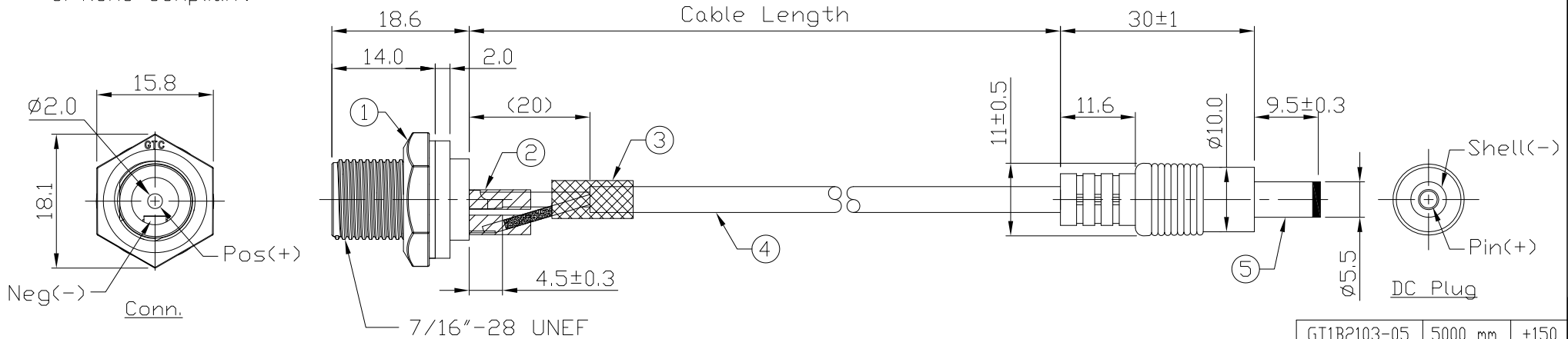
3

4

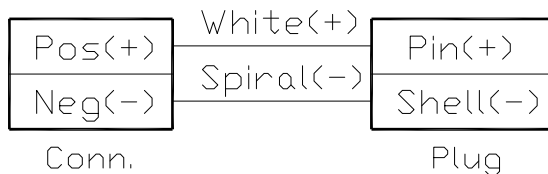
Notes: (Unless Otherwise Specified)

- 1. Waterproof Rate : IP67
- 2. Recommend Panel Thickness: 0.8 to 6.0 mm
- 3. Recommend Torque: 6~7 Kgf-cm
- 4. Mating Cap P/N : GT1C5131X2
- 5. RoHS Compliant

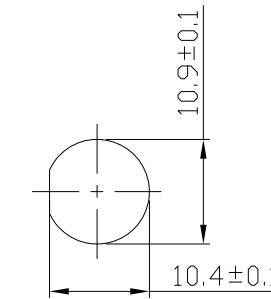
REV	ECN#	DESCRIPTION OF REVISION	DRAW BY DATE	CHECK BY DATE	APPROVE BY DATE
01			Aileen 10/30/20	Lucas 10/30/20	Ray 10/30/20



GTC
DOC.CENTER.ISSUE
NOV.02.2020
ONLY FOR
RELEASE



Wiring Diagram



Recommend Panel Cut-Out

GT1B2103-05	5000 mm	+150
GT1B2103-04	4000 mm	+150
GT1B2103-03	3000 mm	+100
GT1B2103-02	2000 mm	+100
GT1B2103-01	1000 mm	+50
GT1B2103-Z9	900 mm	+50
GT1B2103-Z8	800 mm	+50
GT1B2103-Z7	700 mm	+50
GT1B2103-Z6	600 mm	+50
GT1B2103-Z5	500 mm	+50
GT1B2103-Z4	400 mm	+50
GT1B2103-Z3	300 mm	+25
GT1B2103-Z2	200 mm	+25
GT1B2103-Z1	100 mm	+25
Part No.	Cable Length	Tol.

Item	Part Name	Material / Finish	Q'ty
5	DC Plug	Copper Alloy, $\phi 5.5 * \phi 2.0\text{mm}$ Finish: Ni Plated	1
4	Cable	UL1185 18AWG*1C+Spiral Color: Black, $\phi D=3.5\text{mm}$	1
3	Shrink Tube	L=20mm Color: Black	1
2	Shrink Tube	L=10mm Color: Black	2
1	DC 2.0mm Panel Jack Solder Screw	GT Contact P/N: GT1B2102	1

TITLE						DRAWING NUMBER			REV.
DC 2.0mm Panel Jack Screw With 2.0mm DC Plug Straight						GT1B2103-XX			01
	B	1:1	Aileen 10/30/20	Lucas 10/30/20	Ray 10/30/20	X.X ± 0.5 X.XX ± 0.2	X.XXX ± 0.05 ANGLES ± 1°	mm	1/1
THIRD ANGLE PROJECTION	SIZE	SCALE	DRAW / DATE	CHECK / DATE	APPROVE / DATE	TOLERANCES		UNIT	SHEET

GT Contact CO.,LTD

NOTICE OF PROPRIETARY PROPERTY:
THE INFORMATION CONTAINED HEREIN IS THE PROPRIETARY PROPERTY OF GT Contact CO.,LTD THE POSSESSOR AGREES TO THE FOLLOWING:
(a) TO MAINTAIN THIS DOCUMENT IN CONFIDENCE
(b) NOT TO REPRODUCE OR COPY IT
(c) NOT TO REVEAL OR PUBLISH IT IN WHOLE OR PART
(d) ALL RIGHTS RESERVED