

1

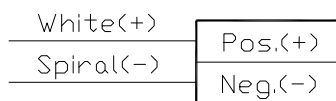
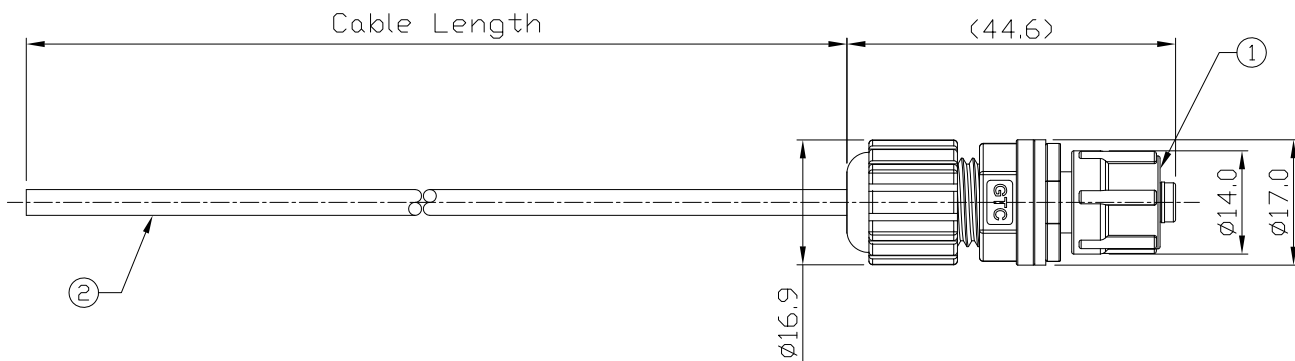
2

3

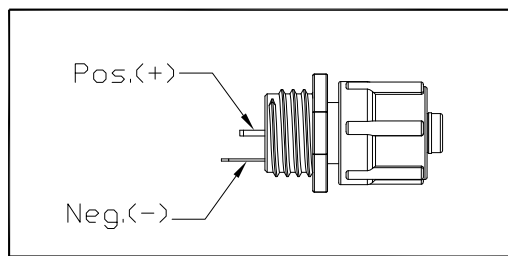
4

Notes: (Unless Otherwise Specified)
 1. Waterproof Rate: IP67.
 2. RoHS Compliant.

REV	ECN#	DESCRIPTION OF REVISION	DRAW BY DATE	CHECK BY DATE	APPROVE BY DATE
01			Lucas 04/18/19	Lucas 04/18/19	Ray 04/18/19



Wiring Diagram



GT1B0200-10	10000 mm	+500
GT1B0200-09	9000 mm	+450
GT1B0200-08	8000 mm	+400
GT1B0200-07	7000 mm	+150
GT1B0200-06	6000 mm	+150
GT1B0200-05	5000 mm	+150
GT1B0200-04	4000 mm	+150
GT1B0200-03	3000 mm	+100
GT1B0200-02	2000 mm	+100
GT1B0200-01	1000 mm	+50
GT1B0200-Z9	900 mm	+50
GT1B0200-Z8	800 mm	+50
GT1B0200-Z7	700 mm	+50
GT1B0200-Z6	600 mm	+50
GT1B0200-Z5	500 mm	+50
GT1B0200-Z4	400 mm	+50
GT1B0200-Z3	300 mm	+25
GT1B0200-Z2	200 mm	+25
Part No.	Cable Length	Tol.



Item	Part Name	Material / Finish	Q'ty
2	Cable	UL1185 18AWG*1C+Spiral, OD=3.5mm Color: Black	1
1	DC 2.5mm Field Installable Cable End Plug Screw	GT Contact P/N: GT1B0202	1

TITLE						DRAWING NUMBER			REV.
DC 2.5mm Field Installable Cable End Plug Screw With Cable						GT1B0200-XX			01
THIRD ANGLE PROJECTION	SIZE	SCALE	DRAW / DATE	CHECK / DATE	APPROVE / DATE	TOLERANCES	UNIT	SHEET	
	B	1:1	Lucas 04/18/19	Lucas 04/18/19	Ray 04/18/19	X.X ± 0.5 X.XX ± 0.2	X.XXX ± 0.05 ANGLES ± 1°	mm 1/1	

GT Contact CO.,LTD

NOTICE OF PROPRIETARY PROPERTY:
 THE INFORMATION CONTAINED HEREIN IS THE PROPRIETARY PROPERTY OF GT Contact CO.,LTD THE POSSESSOR AGREES TO THE FOLLOWING:
 (a) TO MAINTAIN THIS DOCUMENT IN CONFIDENCE
 (b) NOT TO REPRODUCE OR COPY IT
 (c) NOT TO REVEAL OR PUBLISH IT IN WHOLE OR PART
 (d) ALL RIGHTS RESERVED

1

2

3

4