

1

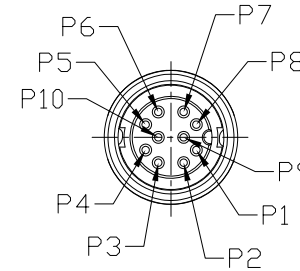
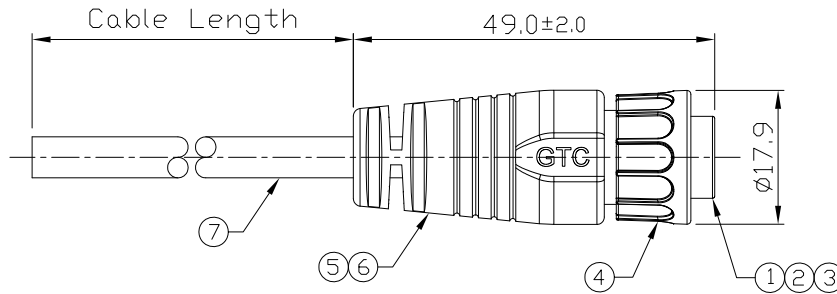
2

3

4

Notes: (Unless Otherwise Specified)
 1. Waterproof Rate: IP67.
 2. RoHS Compliance.


REV	ECN#	DESCRIPTION OF REVISION	DRAW BY DATE	CHECK BY DATE	APPROVE BY DATE
A3		Change Housing Type; Marked Δ	Joyce 07/07/11	Lucas 07/07/11	Ray 07/07/11
A4		Change Housing Type	Lucas 08/18/11	Ray 08/18/11	Ray 08/18/11



1	Brown
2	Blue
3	White
4	Green
5	Yellow
6	Gray
7	Violet
8	Red
9	Black
10	Orange

Part No.	Cable Length	Tol.
GT152224-21101-10	10000 mm	±500
GT152224-21101-09	9000 mm	±450
GT152224-21101-08	8000 mm	±400
GT152224-21101-07	7000 mm	±350
GT152224-21101-06	6000 mm	±300
GT152224-21101-05	5000 mm	±250
GT152224-21101-04	4000 mm	±200
GT152224-21101-03	3000 mm	±150
GT152224-21101-02	2000 mm	±100
GT152224-21101-01	1000 mm	±50
GT152224-21101-Z9	900 mm	±40
GT152224-21101-Z5	500 mm	±40
GT152224-21101-Z2	200 mm	±20

Item	Part Name	Material / Finish	Q'TY
7	Cable	UL2464 26AWG*10C+D+Al/My ØD=6.0mm, Color:Black	1
6	Over Mold	PVC Color: Black	1
5	Inner Mold	Thermal Plastic Color: White	1
4	Lock Nut	Thermal Plastic Color: Black	1
3	O-Ring	Silicone Color: Red	1
2	Contacts	Copper Alloy Finish: Au Plated	10
1	Housing	Thermal Plastic Color: Black	1



Wiring Diagram

TITLE C2 2A 10P Cable End Female Lock						DRAWING NUMBER GT152224-21101-XX			REV. A4	
THIRD ANGLE PROJECTION		SIZE B	SCALE 1:1	DRAW / DATE Lucas 06/18/10	CHECK / DATE Ray 06/18/10	APPROVE / DATE Ray 06/18/10	TOLERANCES X.X ± 0.5 X.XX ± 0.2		UNIT mm	SHEET 1/1

GT Contact CO.,LTD

NOTICE OF PROPRIETARY PROPERTY:
 THE INFORMATION CONTAINED HEREIN IS THE PROPRIETARY PROPERTY OF GT Contact CO.,LTD THE POSSESSOR AGREES TO THE FOLLOWING:
 (a) TO MAINTAIN THIS DOCUMENT IN CONFIDENCE
 (b) NOT TO REPRODUCE OR COPY IT
 (c) NOT TO REVEAL OR PUBLISH IT IN WHOLE OR PART
 (d) ALL RIGHTS RESERVED

1

2

3

4