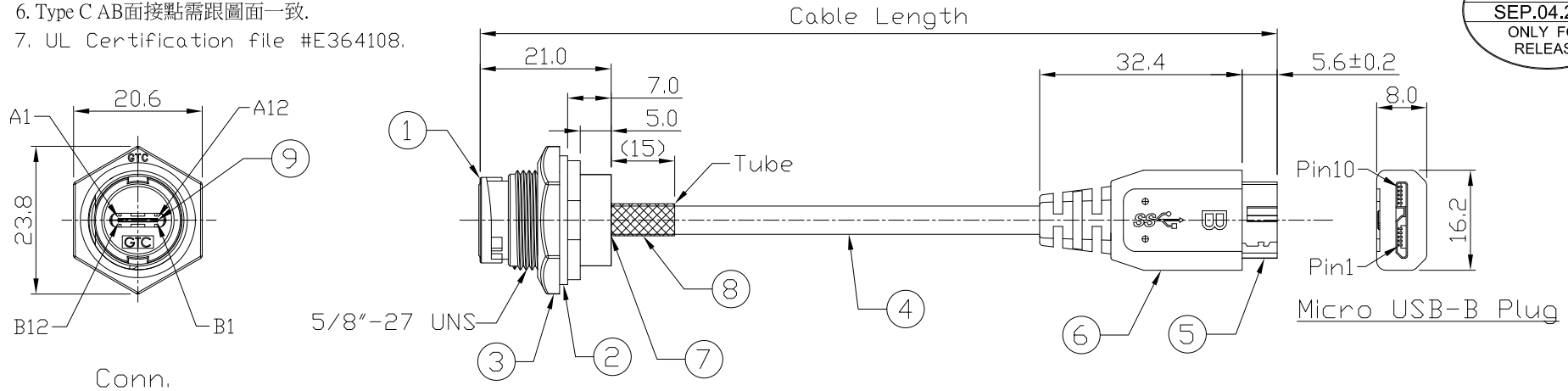


Note: (Unless Otherwise Specified)


1. Waterproof Rate: IP67.
2. Recommend Panel Thickness: 0.8 to 3.0 mm.
3. Recommend Torque: 9~10 Kgf-cm.
4. Mating Cap P/N: GT1C1210X2.
5. RoHS Compliant.
6. Type C AB面接點需跟圖面一致.
7. UL Certification file #E364108.

REV	ECN#	DESCRIPTION OF REVISION	DRAW BY DATE	CHECK BY DATE	APPROVE BY DATE
04	ECN-190854	Change Wire&Mylar Color	Lucas 09/03/19	Lucas 09/03/19	Ray 09/03/19

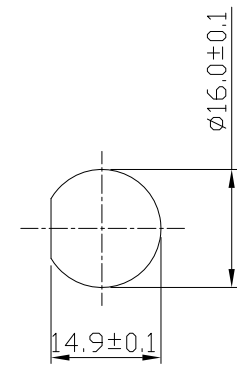
GTC
DOC.CENTER.ISSUE
SEP.04.2019
ONLY FOR
RELEASE



Item	Part Name	Material / Finish	Q'ty
9	USB Type C 3.1	Housing: Thermoplastic, Color: Black Contacts: Copper Alloy, Finish: Au Plated Shell: Stainless Steel, Finish: Au Plated	1
8	Shrink Tube	L=20mm, Heat Shrink Tube With Adhesive Lined Color: Black	1
7	Glue	Epoxy Color: Black	
6	Over Mold	PVC Color: Black	1
5	Micro USB-B 3.0	Housing: Thermoplastic, Color: Black Contacts: Copper Alloy, Finish: Au Plated Shell: Stainless Steel, Finish: Au Plated	1
4	Cable	UL2725 (1P/30#+EAM)*2+(1P/30#)+(2C/24#)+AEB(AL)65% DD:5.0mm BLACK PVC JACKET	1
3	Hex Nut	Thermoplastic Color: Black	1
2	Gasket	Silicone Color: Black	1
1	Housing	Thermoplastic Color: Black	1



編織需跟雙面導電銅箔導通跟PCB板距離4~5mm



Recommend Panel Cut-Out

Part No.	Cable Length	Tol.
GT11C200-08-02	2000 mm	+100
GT11C200-08-01	1000 mm	+50
GT11C200-08-Z9	900 mm	+50
GT11C200-08-Z8	800 mm	+50
GT11C200-08-Z7	700 mm	+50
GT11C200-08-Z6	600 mm	+50
GT11C200-08-Z5	500 mm	+50
GT11C200-08-Z4	400 mm	+50
GT11C200-08-Z3	300 mm	+25
GT11C200-08-Z2	200 mm	+25
GT11C200-08-Z1	100 mm	+25

GT Contact CO.,LTD

NOTICE OF PROPRIETARY PROPERTY:
THE INFORMATION CONTAINED HEREIN IS THE PROPRIETARY PROPERTY OF GT CONTACT CO.,LTD THE POSSESSOR AGREES TO THE FOLLOWING:
(A) TO MAINTAIN THIS DOCUMENT IN CONFIDENCE
(B) NOT TO REPRODUCE OR COPY IT
(C) NOT TO REVEAL OR PUBLISH IT IN WHOLE OR PART
(D) ALL RIGHTS RESERVED

TITLE						DRAWING NUMBER			REV.
USB 3.1 Type C Plastic C2 Panel Jack Lock With Micro USB-B 3.0 Plug						GT11C200-08-XX			04
THIRD ANGLE PROJECTION	SIZE	SCALE	DRAW / DATE	CHECK / DATE	APPROVE / DATE	TOLERANCES		UNIT	SHEET
	B	1:1	Viola 01/18/18	Lucas 01/18/18	Ray 01/18/18	X.X ± 0.5 X.XX ± 0.2	X.XXX ± 0.05 ANGLES ± 1°	mm	1/2

1

2

3

4

REV	ECN#	DESCRIPTION OF REVISION	DRAW BY DATE	CHECK BY DATE	APPROVE BY DATE
04	ECN-190854	Change Wire&Mylar Color	Lucas 09/03/19	Lucas 09/03/19	Ray 09/03/19

***CONSTRUCTION:


1.CABLE: * UL2725 (1P/30#+EAM)*2+(1P/30#)+(2C/24#)+AEB(AL)65% OD:5.0mm
BLACK PVC JACKET.

***CONNECTOR:

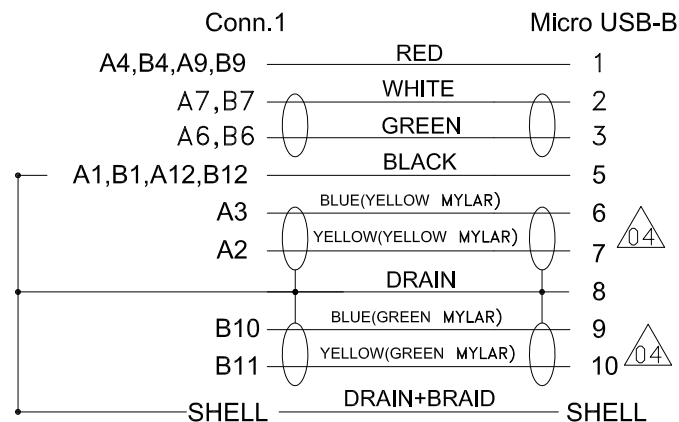
2.Micro-USB B/M: * MICRO USB-B "3.0" TYPE 10P MALE SOLDER TYPE,.(QINGDA P/N:MCB-23MJ-XLXTX-17)
* PINS: 30u GOLD PLATED OVER NICKEL.
* INSULATOR: BLACK COLOR P.B.T UL 94V-0 RATED.
* SHELL: STEEL WITH GOLD FLASH .
* MOLDED: BLACK PVC 45P.

3.USB C/F: * USB TYPE C FEMALE SOLDER TYPE,PCB WITHOUT IC,
* PINS: 30u GOLD PLATED OVER NICKEL.
* INSULATOR: BLACK COLOR LCP 94V-0 RATED.
* SHELL: STEEL WITH GOLD FLASH.

4.TEST: * CT: 2 ohm IS: 5M ohm



PIN OUT



Wiring Diagram

GT Contact CO.,LTD

NOTICE OF PROPRIETARY PROPERTY:
THE INFORMATION CONTAINED HEREIN IS THE PROPRIETARY PROPERTY OF GT Contact CO.,LTD THE POSSESSOR AGREES TO THE FOLLOWING:
(i) TO MAINTAIN THIS DOCUMENT IN CONFIDENCE
(ii) NOT TO REPRODUCE OR COPY IT
(iii) NOT TO REVEAL OR PUBLISH IT IN WHOLE OR PART
(iv) ALL RIGHTS RESERVED

TITLE USB 3.1 Type C Plastic C2 Panel Jack Lock With Micro USB-B 3.0 Plug						DRAWING NUMBER GT11C200-08-XX			REV. 04
	B	1:1	Viola 01/18/18	Lucas 01/18/18	Ray 01/18/18	X.X ± 0.5 X.XX ± 0.2	X.XXX ± 0.05 ANGLES ± 1°	mm	2/2
THIRD ANGLE PROJECTION	SIZE	SCALE	DRAW / DATE	CHECK / DATE	APPROVE / DATE	TOLERANCES		UNIT	SHEET

1

2

3

4