

1

2

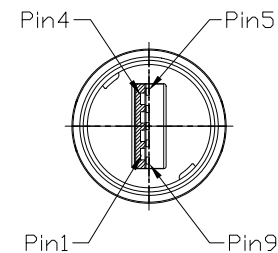
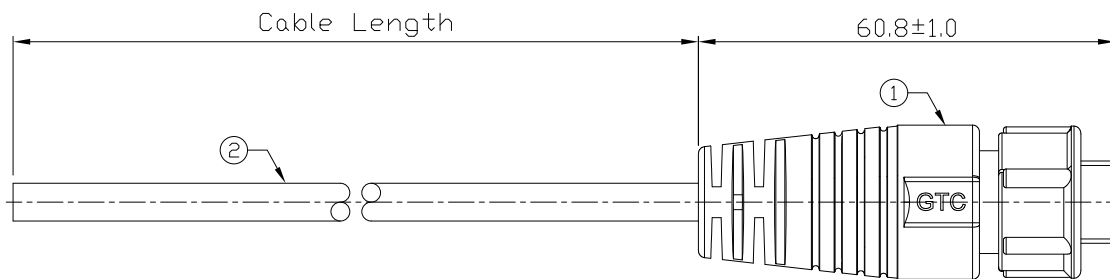
3

4

Notes: (Unless Otherwise Specified)

- 1. Waterproof Rate: IP67.
- 2. RoHS Compliant.

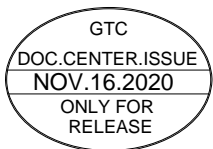
REV	ECN#	DESCRIPTION OF REVISION	DRAW BY DATE	CHECK BY DATE	APPROVE BY DATE
01			Aileen 11/16/20	Lucas 11/16/20	Ray 11/16/20



Red	1
White	2
Green	3
Black	4
Blue	5
Yellow	6
Drain	7
Purple	8
Orange	9
Braid	Shell

Wiring Diagram

GT118220-01-03	3000 mm	+100
GT118220-01-02	2000 mm	+100
GT118220-01-01	1000 mm	+50
GT118220-01-Z9	900 mm	+50
GT118220-01-Z8	800 mm	+50
GT118220-01-Z7	700 mm	+50
GT118220-01-Z6	600 mm	+50
GT118220-01-Z5	500 mm	+50
GT118220-01-Z4	400 mm	+50
GT118220-01-Z3	300 mm	+25
GT118220-01-Z2	200 mm	+25
Part No.	Cable Length	Tol.



2	Cable	UL2725 (1P*28AWG+EAM)*2+(1PR*28AWG+A)+2C*22AWG+AB 85% Color: Black, OD=5.5mm	1
1	USB-A 3.0 Plastic C3 Cable End Plug Lock	GT Contact P/N: GT118220-01	1
Item	Part Name	Material / Finish	Qty

TITLE					DRAWING NUMBER			REV.	
USB-A 3.0 Plastic C3 Cable End Plug Lock With Cable					GT118220-01-XX			01	
	B	N/A	Aileen 11/16/20	Lucas 11/16/20	Ray 11/16/20	X.X ± 0.5 X.XX ± 0.2	X.XXX ± 0.05 ANGLES ± 1°	mm	1/1
THIRD ANGLE PROJECTION	SIZE	SCALE	DRAW / DATE	CHECK / DATE	APPROVE / DATE	TOLERANCES		UNIT	SHEET

GT Contact CO.,LTD

NOTICE OF PROPRIETARY PROPERTY:

THE INFORMATION CONTAINED HEREIN IS THE PROPRIETARY PROPERTY OF GT Contact CO.,LTD THE POSSESSOR AGREES TO THE FOLLOWING:

(i) TO MAINTAIN THIS DOCUMENT IN CONFIDENCE

(ii) NOT TO REPRODUCE OR COPY IT

(iii) NOT TO REVEAL OR PUBLISH IT IN WHOLE OR PART

(iv) ALL RIGHTS RESERVED

1

2

3

4