

1

2

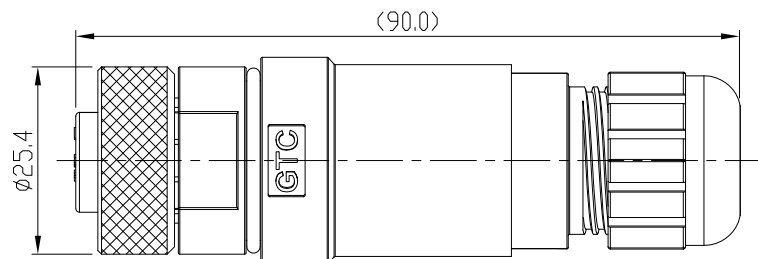
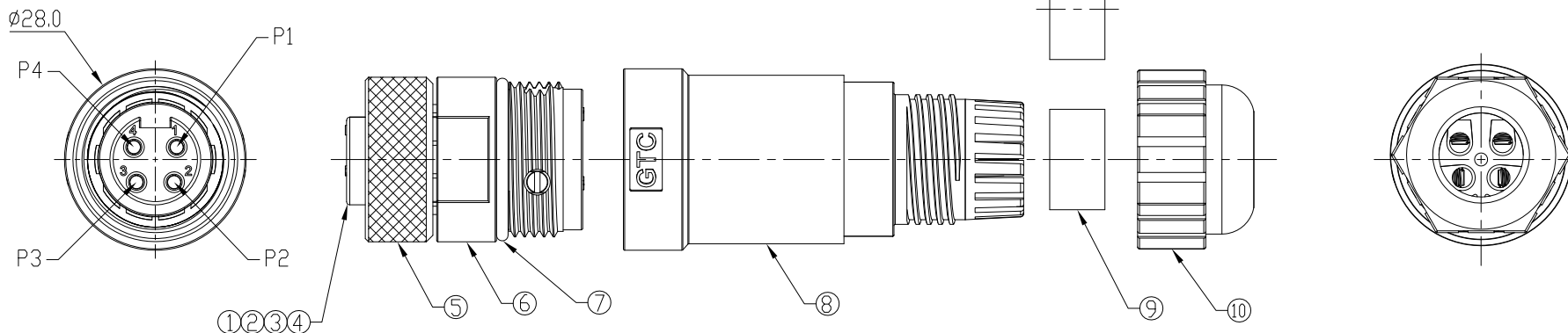
3

4


Notes: (Unless Otherwise Specified)

- Suitable Cable $\text{OD} = 8.0 \text{ mm}$ to 12.5 mm
- Recommend Cover Torque: 9 to 10 kgf-cm.
- Recommend Gland Nut Torque: 15 to 20 kgf-cm.
- RoHS Compliant.
- Wire Range Is 16~12AWG.

REV	ECN#	DESCRIPTION OF REVISION	DRAW BY DATE	CHECK BY DATE	APPROVE BY DATE
A2	ECN-210717	Housing Material PUR => PVC	Joyce 07/23/21	Lucas 07/23/21	Ray 07/23/21



5	Screw Nut	Copper Alloy Finish: Ni Plated	1	10	Gland Nut	Thermal Plastic Color: Black	1
4	Machine Screw	Cutting Iron Finish: Ni Plated	4	9	Gland	NBR ; ID=8.5mm*1 , ID=13mm*1 Color: Black	2
3	Sleeve	Copper Alloy Color: Ni Plated	4	8	Cover	Thermal Plastic Color: Black	1
2	Contacts	Copper Alloy Finish: Au Plated	4	7	Q-Ring	Silicone Color: Black	1
1	Housing	PVC Color: Black	1	6	Base	Thermal Plastic Color: Black	1
Item	Part Name	Material / Finish	Q'ty	Item	Part Name	Material / Finish	Q'ty



GT Contact CO.,LTD

NOTICE OF PROPRIETARY PROPERTY:

THE INFORMATION CONTAINED HEREIN IS THE PROPRIETARY PROPERTY OF GT Contact CO.,LTD THE POSSESSOR AGREES TO THE FOLLOWING:
 (i) TO MAINTAIN THIS DOCUMENT IN CONFIDENCE
 (ii) NOT TO REPRODUCE OR COPY IT
 (iii) NOT TO REVEAL OR PUBLISH IT IN WHOLE OR PART
 (iv) ALL RIGHTS RESERVED

TITLE						DRAWING NUMBER			REV.
Mini 10A 4P Field Installable Cable End Female Screw-In						GT272244-33040			A2
	B	1:1	Edwin 03/15/11	Lucas 03/15/11	Ray 03/15/11	X.X ± 0.5 X.XX ± 0.2	X.XXX ± 0.05 ANGLES ± 1°	mm	1/1
THIRD ANGLE PROJECTION	SIZE	SCALE	DRAW / DATE	CHECK / DATE	APPROVE / DATE	TOLERANCES		UNIT	SHEET

1

2

3

4