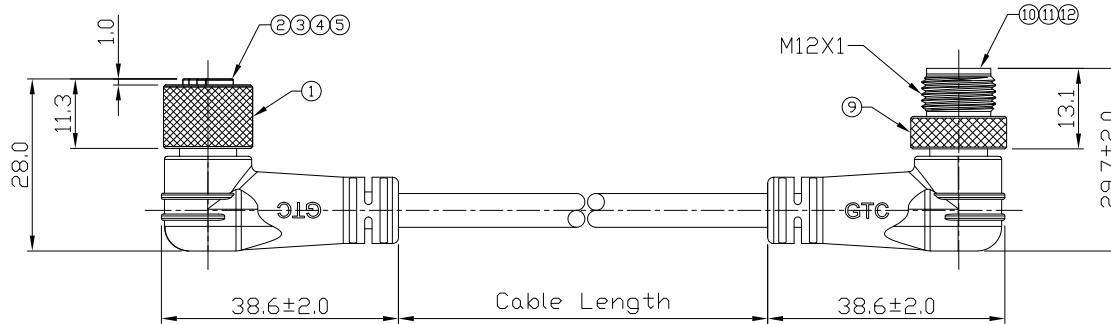
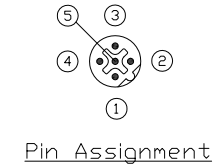
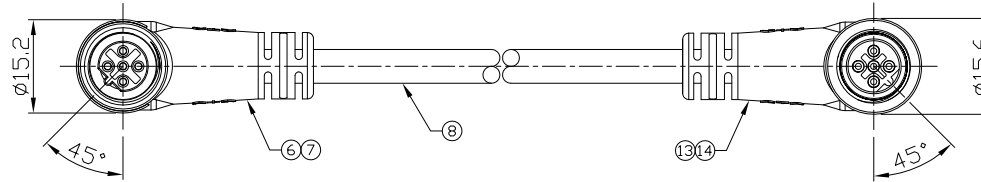
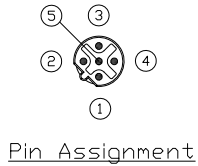


Notes: (Unless Otherwise Specified)

1. Waterproof Rate: IP68.
2. Durability: 100 Cycles Min.
3. DWV: 1000 Vrms
4. Rated Voltage: 60V AC/DC.
5. Insulation Resistance: 100 MΩ Min.
6. RoHS Compliant.

REV	ECN#	DESCRIPTION OF REVISION	DRAW BY DATE	CHECK BY DATE	APPROVE BY DATE
01			Joyce 10/08/13	Lucas 10/08/13	Ray 10/08/13



GTC  
R&D DEPT. ISSUE  
OCT.08.2013  
ONLY FOR  
RELEASE

Pin No.	Color	Quantity
1	Brown	1
2	Orange	2
3	Black	3
4	Yellow	4
5	Red	5

Wiring Diagram

Part No.	Cable Length	Tol.
GT2342L5-22051-10	10000 mm	±500
GT2342L5-22051-09	9000 mm	±450
GT2342L5-22051-08	8000 mm	±400
GT2342L5-22051-07	7000 mm	±350
GT2342L5-22051-06	6000 mm	±300
GT2342L5-22051-05	5000 mm	±250
GT2342L5-22051-04	4000 mm	±200
GT2342L5-22051-03	3000 mm	±150
GT2342L5-22051-02	2000 mm	±100
GT2342L5-22051-01	1000 mm	±50
GT2342L5-22051-Z9	900 mm	±40
GT2342L5-22051-Z8	800 mm	±40
GT2342L5-22051-Z7	700 mm	±40
GT2342L5-22051-Z6	600 mm	±40
GT2342L5-22051-Z5	500 mm	±40
GT2342L5-22051-Z4	400 mm	±10
GT2342L5-22051-Z3	300 mm	±10

Item	Part Name	Material / Finish	Q'ty
14	Over Mold	PVC Color: Black	1
13	Inner Mold	Thermoplastic Color: White Or Black	1
12	Base	Thermoplastic Color: Black	1
11	Contacts	Copper Alloy Finish: Au Plated	5
10	Housing	Thermoplastic Color: Black	1
9	Screw Nut	Copper Alloy Finish: Ni Plated	1
8	Cable	UL2464 22AWG*5C+Talc ØD=5.5mm;Color: Black	1
7	Over Mold	PVC Color: Black	1
6	Inner Mold	Thermoplastic Color: White Or Black	1
5	Base	Thermoplastic Color: Black	1
4	Contacts	Copper Alloy Finish: Au Plated	5
3	O-Ring	Silicone Color: Red	1
2	Housing	Thermoplastic Color: Black	1
1	Screw Nut	Copper Alloy Finish: Ni Plated	1

GT Contact CO.,LTD

NOTICE OF PROPRIETARY PROPERTY:  
THE INFORMATION CONTAINED HEREIN IS THE PROPRIETARY PROPERTY OF GT CONTACT CO.,LTD THE POSSESSOR AGREES TO THE FOLLOWING:  
(a) TO MAINTAIN THIS DOCUMENT IN CONFIDENCE  
(b) NOT TO REPRODUCE OR COPY IT  
(c) NOT TO REVEAL OR PUBLISH IT IN WHOLE OR PART  
(d) ALL RIGHTS RESERVED

TITLE						DRAWING NUMBER			REV.	
M12 B-Coding 4A 5P Cable End 90° Twin-head Male & Female						GT2342L5-22051-XX			01	
THIRD ANGLE PROJECTION	SIZE	SCALE	DRAW / DATE	CHECK / DATE	APPROVE / DATE	TOLERANCES	UNIT	SHEET		
	B	2:1	Joyce 10/08/13	Lucas 10/08/13	Ray 10/08/13	X.X ± 0.5 X.XX ± 0.2	mm	1/1		