

1

2

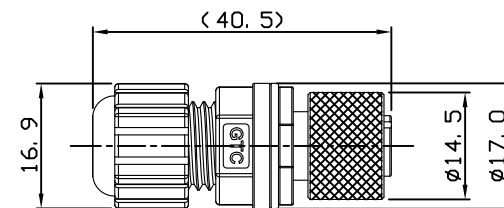
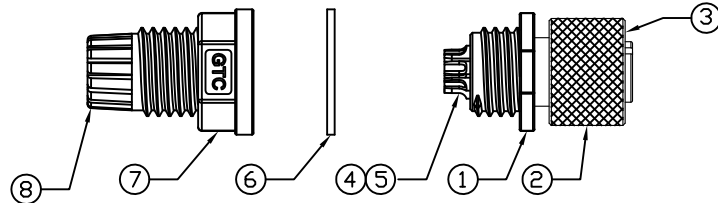
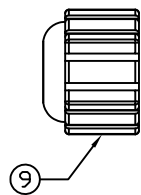
3

4

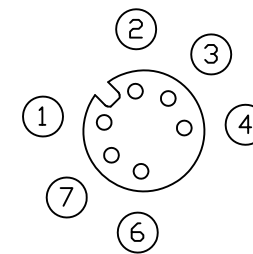
Notes: (Unless Otherwise Specified)

1. Waterproof Rate: IP68.
2. Cable Diameter: 4.0 to 6.5 mm. $\triangle A$
3. Recommend Cover Torque: 6~7 Kgf-cm.
4. Recommend Gland Nut Torque: 9~10 Kgf-cm.
5. RoHS Compliant.

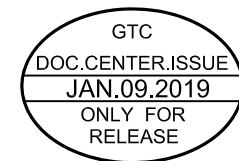
REV	ECN#	DESCRIPTION OF REVISION	DRAW BY DATE	CHECK BY DATE	APPROVE BY DATE
A1	ECN-190103	Modify Notes: 2. Cable Diameter: 4.0 to 7.0 mm. → 4.0 to 6.5 mm.	Joyce 01/07/19	Lucas 01/07/19	Ray 01/07/19



9	Gland Nut	Thermoplastic Color: Black	1
8	Gland	NBR Color: Black	1
7	Cover	Thermoplastic Color: Black	1
6	Gasket	EPDM Color: Black	1
5	Glue	Epoxy Color: Black	
4	Contacts	Copper Alloy Finish: Au Plated	6
3	O-Ring	Silicone Color: Red	1
2	Screw Nut	Copper Alloy Finish: Ni Plated	1
1	Housing	Thermoplastic Color: Black	1
Item	Part Name	Material / Finish	Q'TY



Pin Assignment



GT Contact CO., LTD

NOTICE OF PROPRIETARY PROPERTY:

THE INFORMATION CONTAINED HEREIN IS THE PROPRIETARY PROPERTY OF GT Contact CO., LTD THE POSSESSOR AGREES TO THE FOLLOWING:
 (i) TO MAINTAIN THIS DOCUMENT IN CONFIDENCE
 (ii) NOT TO REPRODUCE OR COPY IT
 (iii) NOT TO REVEAL OR PUBLISH IT IN WHOLE OR PART
 (iv) ALL RIGHTS RESERVED

TITLE						DRAWING NUMBER			REV.
M12 A-Coding 2A 6P Field Installable Cable End Female Solder						GT234144-01060			A1
	B	1:1	Edwin 12/11/14	Lucas 12/11/14	Ray 12/11/14	X.X ± 0.5 X.XX ± 0.2	X.XXX ± 0.05 ANGLES ± 1°	mm	1/1
THIRD ANGLE PROJECTION	SIZE	SCALE	DRAW / DATE	CHECK / DATE	APPROVE / DATE	TOLERANCES		UNIT	SHEET

1

2

3

4