

1

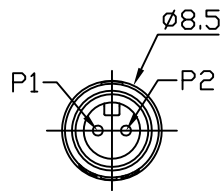
2

3

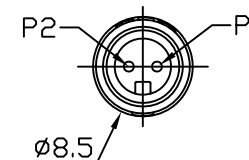
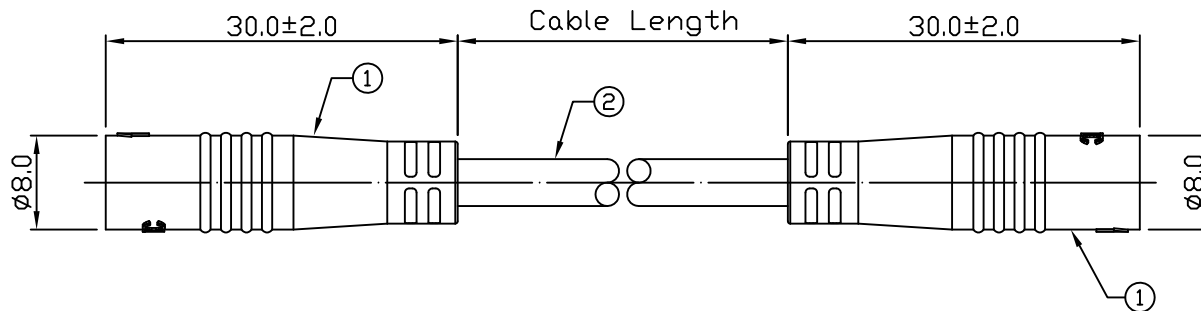
4

Notes: (Unless Otherwise Specified)
 1. WaterProof Rate : IP67
 2. RoHS Compliant.

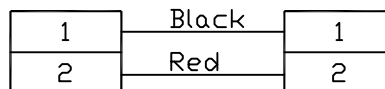
REV	ECN#	DESCRIPTION OF REVISION	DRAW BY DATE	CHECK BY DATE	APPROVE BY DATE
01			Hank 11/04/22	Lucas 11/04/22	Ray 11/04/22



Conn.1



Conn.2



Conn.1

Conn.2

Wiring Diagram

GT1S14C4-02022-10	10000mm	+500
GT1S14C4-02022-09	9000mm	+450
GT1S14C4-02022-08	8000mm	+400
GT1S14C4-02022-07	7000mm	+150
GT1S14C4-02022-06	6000mm	+150
GT1S14C4-02022-05	5000mm	+150
GT1S14C4-02022-04	4000mm	+150
GT1S14C4-02022-03	3000mm	+100
GT1S14C4-02022-02	2000mm	+100
GT1S14C4-02022-01	1000mm	+50
GT1S14C4-02022-Z9	900mm	+50
GT1S14C4-02022-Z8	800mm	+50
GT1S14C4-02022-Z7	700mm	+50
GT1S14C4-02022-Z6	600mm	+50
GT1S14C4-02022-Z5	500mm	+50
GT1S14C4-02022-Z4	400mm	+50
GT1S14C4-02022-Z3	300mm	+25
GT1S14C4-02022-Z2	200mm	+25
Part No.	Cable Length	Tol.

Item	Part Name	Material / Finish	Q'ty
2	Cable	UL20549 22AWG*2C+Al/My OD=4.4mm, PU, Color: Black	1
1	Snap-in M6 5A Female 2P Cable End	GT Contact P/N: GT1S1424-02022-XX	2

TITLE						DRAWING NUMBER			REV.	
Snap-in M6 5A 2P Cable End Twin-Head Female With Cable						GT1S14C4-02022-XX			01	
	B	1:1	Hank 11/04/22	Lucas 11/04/22	Ray 11/04/22	X.X ± 0.5	X.XXX ± 0.05	mm	1/1	
THIRD ANGLE PROJECTION	SIZE	SCALE	DRAW / DATE	CHECK / DATE	APPROVE / DATE	TOLERANCES		UNIT	SHEET	

GT Contact CO.,LTD

NOTICE OF PROPRIETARY PROPERTY:
 THE INFORMATION CONTAINED HEREIN IS THE PROPRIETARY PROPERTY OF GT Contact CO.,LTD THE POSSESSOR AGREES TO THE FOLLOWING:
 (1) TO MAINTAIN THIS DOCUMENT IN CONFIDENCE
 (2) NOT TO REPRODUCE OR COPY IT
 (3) NOT TO REVEAL OR PUBLISH IT IN WHOLE OR PART
 (4) ALL RIGHTS RESERVED

1

2

3

4