

1

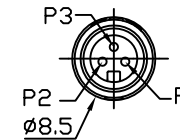
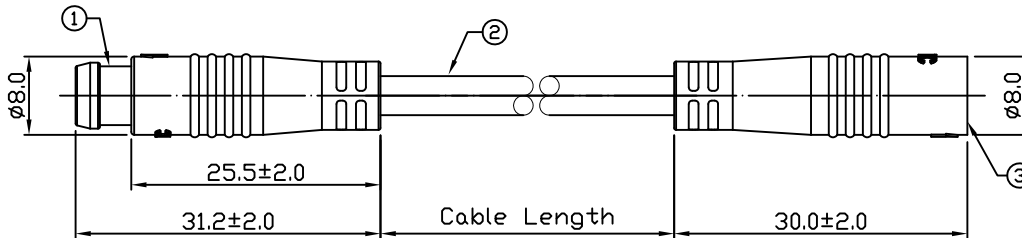
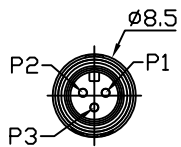
2

3

4

Notes: (Unless Otherwise Specified)
 1. Waterproof Rate : IP67
 2. RoHS Compliant.

REV	ECN#	DESCRIPTION OF REVISION	DRAW BY DATE	CHECK BY DATE	APPROVE BY DATE
01			Whitney 11/02/18	Lucas 11/02/18	Ray 11/02/18



GTC
 DOC.CENTER.ISSUE
 NOV.02.2018
 ONLY FOR
 RELEASE

1	Black	1
2	Brown	2
3	Red	3

Wiring Diagram

GT1S14B4-02032-10	10000mm	+500
GT1S14B4-02032-09	9000mm	+450
GT1S14B4-02032-08	8000mm	+400
GT1S14B4-02032-07	7000mm	+150
GT1S14B4-02032-06	6000mm	+150
GT1S14B4-02032-05	5000mm	+150
GT1S14B4-02032-04	4000mm	+150
GT1S14B4-02032-03	3000mm	+100
GT1S14B4-02032-02	2000mm	+100
GT1S14B4-02032-01	1000mm	+50
GT1S14B4-02032-Z9	900mm	+50
GT1S14B4-02032-Z8	800mm	+50
GT1S14B4-02032-Z7	700mm	+50
GT1S14B4-02032-Z6	600mm	+50
GT1S14B4-02032-Z5	500mm	+50
GT1S14B4-02032-Z4	400mm	+50
GT1S14B4-02032-Z3	300mm	+25
GT1S14B4-02032-Z2	200mm	+25

Part No.	Cable Length	Tol.
----------	--------------	------

Item	Part Name	Material / Finish	Qty
3	Snap-in M6 5A Female 3P Cable End With Cable	GT Contact P/N: GT1S1424-02032-XX	1
2	Cable	UL20549 22AWG*3C+Al/My DD=4.4mm, PU, Color: Black	1
1	Snap-in M6 5A Male 3P Cable End With Cable	GT Contact P/N: GT1S1434-02032-XX	1

GT Contact CO.,LTD

NOTICE OF PROPRIETARY PROPERTY:
 THE INFORMATION CONTAINED HEREIN IS THE PROPRIETARY PROPERTY OF GT CONTACT CO.,LTD THE POSSESSOR AGREES TO THE FOLLOWING:
 (1) TO MAINTAIN THIS DOCUMENT IN CONFIDENCE
 (2) NOT TO REPRODUCE OR COPY IT
 (3) NOT TO REVEAL OR PUBLISH IT IN WHOLE OR PART
 (4) ALL RIGHTS RESERVED

TITLE						DRAWING NUMBER			REV.	
Snap-in M6 5A 3P Cable End Twin-Head Male / Female With Cable						GT1S14B4-02032-XX			01	
	B	1:1	Whitney 11/02/18	Lucas 11/02/18	Ray 11/02/18	X.X ± 0.5	X.XXX ± 0.05	mm	1/1	
THIRD ANGLE PROJECTION	SIZE	SCALE	DRAW / DATE	CHECK / DATE	APPROVE / DATE	TOLERANCES		UNIT	SHEET	

1

2

3

4