

1

2

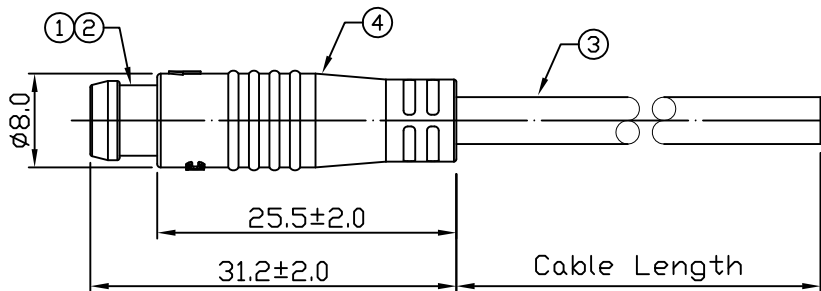
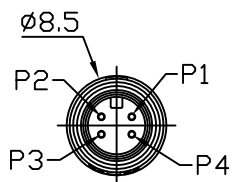
3

4

Notes: (Unless Otherwise Specified)


- 1. Waterproof Rate : IP67
- 2. RoHS Compliant.

REV	ECN#	DESCRIPTION OF REVISION	DRAW BY DATE	CHECK BY DATE	APPROVE BY DATE
02	ECN-181024	Change Drawing Number GT1S1434-01041-XX => GT1S1434-01042-XX	Whitney 11/01/18	Lucas 11/01/18	Ray 11/01/18



1	Black
2	Brown
3	Red
4	Orange

Wiring Diagram



GT1S1434-01042-10	10000mm	+500
GT1S1434-01042-09	9000mm	+450
GT1S1434-01042-08	8000mm	+400
GT1S1434-01042-07	7000mm	+150
GT1S1434-01042-06	6000mm	+150
GT1S1434-01042-05	5000mm	+150
GT1S1434-01042-04	4000mm	+150
GT1S1434-01042-03	3000mm	+100
GT1S1434-01042-02	2000mm	+100
GT1S1434-01042-01	1000mm	+50
GT1S1434-01042-Z9	900mm	+50
GT1S1434-01042-Z8	800mm	+50
GT1S1434-01042-Z7	700mm	+50
GT1S1434-01042-Z6	600mm	+50
GT1S1434-01042-Z5	500mm	+50
GT1S1434-01042-Z4	400mm	+50
GT1S1434-01042-Z3	300mm	+25
GT1S1434-01042-Z2	200mm	+25

Part No.	Cable Length	Tol.
----------	--------------	------

Item	Part Name	Material / Finish	Q'ty
4	Over Mold	TPU Color: Black	1
3	Cable	UL20549 24AWG*4C+Al/My ØD=4.0, PU, Color: Black	1
2	Contacts	Copper Alloy Finish: Au Plated	4
1	Housing	Thermoplastic Color: Black	1

TITLE						DRAWING NUMBER			REV.	
Snap-in M6 2A Male 4P Cable End With Cable						GT1S1434-01042-XX			02	
	B	1:1	Viola 05/12/18	Lucas 05/12/18	Ray 05/12/18	X.X ± 0.5	X.XXX ± 0.05	mm	1/1	
THIRD ANGLE PROJECTION	SIZE	SCALE	DRAW / DATE	CHECK / DATE	APPROVE / DATE	TOLERANCES		UNIT	SHEET	

GT Contact CO.,LTD

NOTICE OF PROPRIETARY PROPERTY:
 THE INFORMATION CONTAINED HEREIN IS THE PROPRIETARY PROPERTY OF GT Contact CO.,LTD THE POSSESSOR AGREES TO THE FOLLOWING:
 (1) TO MAINTAIN THIS DOCUMENT IN CONFIDENCE
 (2) NOT TO REPRODUCE OR COPY IT
 (3) NOT TO REVEAL OR PUBLISH IT IN WHOLE OR PART
 (4) ALL RIGHTS RESERVED

1

2

3

4