

1

2

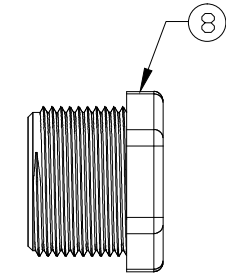
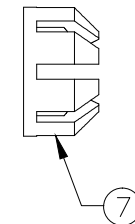
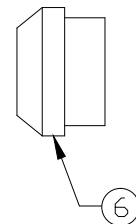
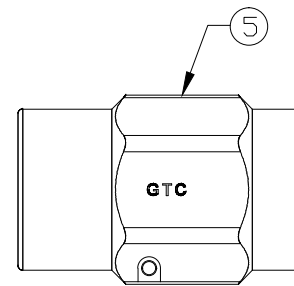
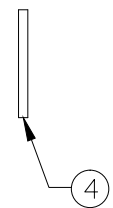
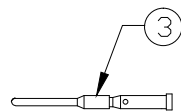
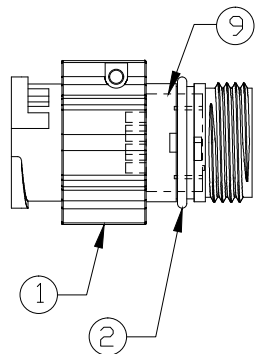
3

4

Notes: (Unless Otherwise Specified)

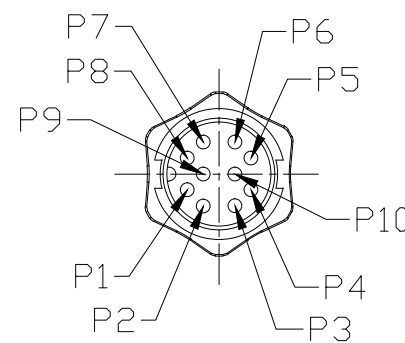
- 1. Waterproof Rate: IP67.
- 2. Suitable Cable  $\varnothing$ D=5.0mm To 6.0mm.
- 3. Recommend Housing Torque: 6~7 Kgf-cm.
- 4. Recommend Gland Nut Torque: 9~10 Kgf-cm.
- 5. RoHS Compliant.

REV	ECN#	DESCRIPTION OF REVISION	DRAW BY DATE	CHECK BY DATE	APPROVE BY DATE
A0		Mass Production	Lucas 02/19/13	Ray 02/19/13	Ray 02/19/13

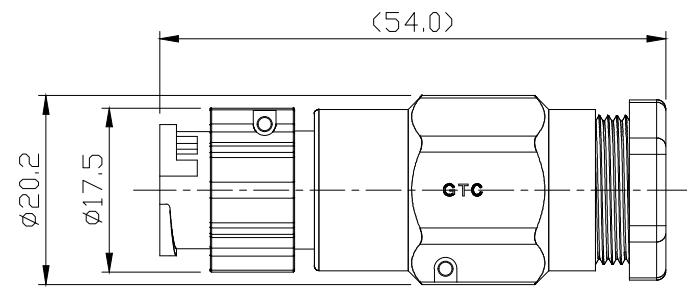


GTC  
DOC.CENTER.ISSUE  
FEB.19.2013  
ONLY FOR  
RELEASE

9	Base	Thermoplastic Color: Black	1
8	Gland Nut	Thermoplastic Color: Black	1
7	Cage	Thermoplastic Color: White	1
6	Gland	Silicone Color: Green	1
5	Cover	Thermoplastic Color: Black	1
4	Gasket	Silicone Color: Black	1
3	Contacts	Copper Alloy, GTC P/N:GT51C02-22010 Finish: Au Plated	10
2	O-Ring	Silicone Color: Red	1
1	Housing	Thermoplastic Color: Black	1
Item	Part Name	Material / Finish	Qty



Pin Assignment



GT Contact CO.,LTD

NOTICE OF PROPRIETARY PROPERTY:

THE INFORMATION CONTAINED HEREIN IS THE PROPRIETARY PROPERTY OF GT Contact CO.,LTD THE POSSESSOR AGREES TO THE FOLLOWING:  
 (i) TO MAINTAIN THIS DOCUMENT IN CONFIDENCE  
 (ii) NOT TO REPRODUCE OR COPY IT  
 (iii) NOT TO REVEAL OR PUBLISH IT IN WHOLE OR PART  
 (iv) ALL RIGHTS RESERVED

TITLE					DRAWING NUMBER			REV.	
C2 2A 10P Field Installable Cable To Cable Male Crimp Lock					GT152294-21100			A0	
	B	N/A	Lucas 02/19/13	Ray 02/19/13	Ray 02/19/13	X.X ± 0.5 X.XX ± 0.2	X.XXX ± 0.05 ANGLES ± 1°	mm	1/1
THIRD ANGLE PROJECTION	SIZE	SCALE	DRAW / DATE	CHECK / DATE	APPROVE / DATE	TOLERANCES		UNIT	SHEET

1

2

3

4