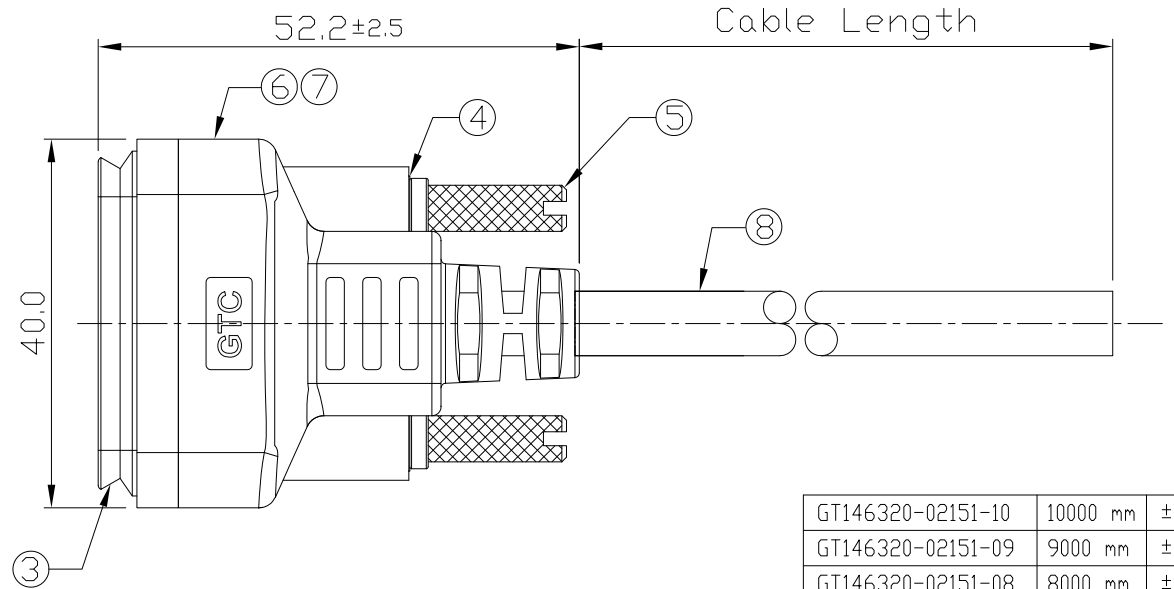
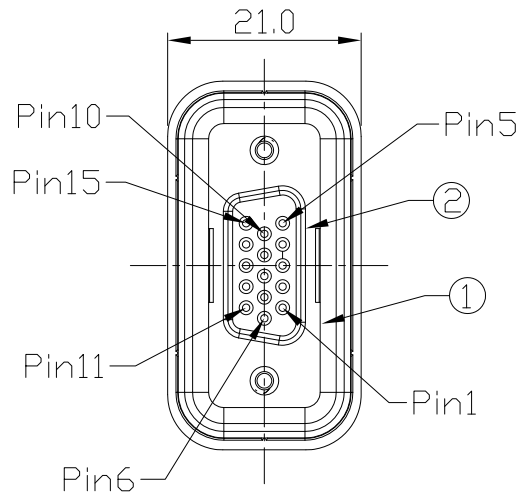


Notes: (Unless Otherwise Specified)


1. Waterproof Rate : IP67
2. RoHS Compliance

REV	ECN#	DESCRIPTION OF REVISION	DRAW BY DATE	CHECK BY DATE	APPROVE BY DATE
A0		Mass Production	Vicky 07/13/11	Lucas 07/13/11	Ray 07/13/11



Item	Part Name	Material / Finish	Q'ty
8	Cable	UL2464 24AWG*15C+D+Al/My OD=7.0mm, Color: Black	1
7	Over Mold	PVC Color: Black	1
6	Inner Mold	Thermal Plastic Color: White	1
5	Machine Screw	Stainless Finish: Non	2
4	Gasket	EPDM Color: Black	2
3	Rubber Pad	EPDM Color: Black	1
2	D-SUB Female 15P	Shell: Cold Roll Steel, Finish: Ni Plated Housing: Thermal Plastic, Color: Black Contacts: Copper Alloy, Finish: Au Plated	1
1	Housing	Thermal Plastic Color: Black	1

1	Brown
2	Blue
3	Orange
4	Green
5	Yellow
6	Gray
7	Pink
8	Red
9	Black
10	White
11	Purple
12	Light Green
13	Black/White
14	Brown/White
15	Red/White
Shell	Drain



Wiring Diagram

GT146320-02151-10	10000 mm	±500
GT146320-02151-09	9000 mm	±450
GT146320-02151-08	8000 mm	±400
GT146320-02151-07	7000 mm	±350
GT146320-02151-06	6000 mm	±300
GT146320-02151-05	5000 mm	±250
GT146320-02151-04	4000 mm	±200
GT146320-02151-03	3000 mm	±150
GT146320-02151-02	2000 mm	±100
GT146320-02151-01	1000 mm	±50
GT146320-02151-Z9	900 mm	±40
GT146320-02151-Z5	500 mm	±40
GT146320-02151-Z3	300 mm	±40
Part No.	Cable Length	Tol.

GT Contact CO.,LTD

NOTICE OF PROPRIETARY PROPERTY:

THE INFORMATION CONTAINED HEREIN IS THE PROPRIETARY PROPERTY OF GT Contact CO.,LTD THE POSSESSOR AGREES TO THE FOLLOWING:
 (a) TO MAINTAIN THIS DOCUMENT IN CONFIDENCE
 (b) NOT TO REPRODUCE OR COPY IT
 (c) NOT TO REVEAL OR PUBLISH IT IN WHOLE OR PART
 (d) ALL RIGHTS RESERVED

TITLE						DRAWING NUMBER			REV.	
D-SUB HD 5A 15P Cable End Female						GT146320-02151-XX			A0	
THIRD ANGLE PROJECTION	SIZE	SCALE	DRAW / DATE	CHECK / DATE	APPROVE / DATE	TOLERANCES		UNIT	SHEET	
	B	1:1	Vicky 03/28/11	Lucas 03/28/11	Ray 03/28/11	X.X ± 0.5 X.XX ± 0.2	X.XXX ± 0.05 ANGLES ± 1°	mm	1/1	