

1

2

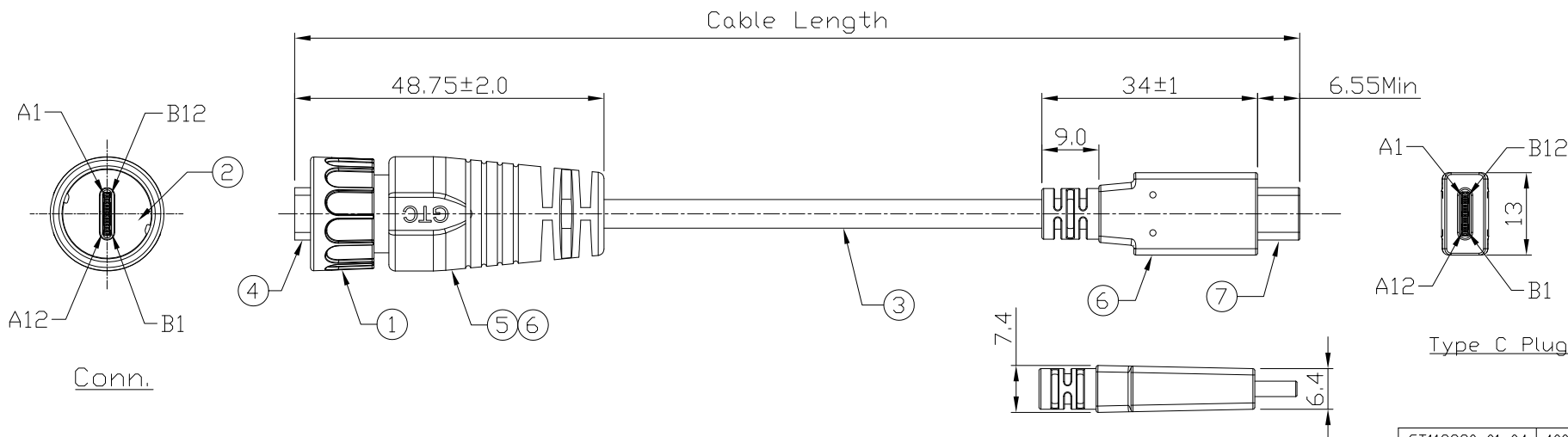
3

4

Notes: (Unless Otherwise Specified)

- 1. Waterproof Rate: IP67.
- 2. RoHS Compliant.
- 3. Type C - Pin Out Is The Same As This Drawing.
- 4. UL Certification file #E364108.

REV	ECN#	DESCRIPTION OF REVISION	DRAW BY DATE	CHECK BY DATE	APPROVE BY DATE
A0	ECN-240538	E-MARK FL7031-3A=>VL152C-5A	Lucas 06/11/24	Lucas 06/11/24	Ray 06/11/24



Item	Part Name	Material / Finish	Q'ty
7	USB Type C With IC	Housing: Thermoplastic, Color: Black, (E-MARK VL152C-5A) Contacts: Copper Alloy, Finish: Au Plated Shell: Stainless Steel, Finish: Au Plated	1
6	Over Mold	PVC Color: Black	2
5	Inner Mold	PVC Color: Black	1
4	USB Type C Without IC	Housing: Thermoplastic, Color: Black Contacts: Copper Alloy, Finish: Au Plated Shell: Stainless Steel, Finish: Au Plated	1
3	Cable	UL21572 (1P/32#+EAM)*4+(1P/32#+A)+(4C/32#)+(1C/24#)+2EAB 85% ØD:4.8mm BLACK TPE JACKET.	1
2	Rubber Pad	Silicone Color: Black	1
1	Lock Nut	Thermoplastic Color: Black	1

GTC
DOC.CENTER.ISSUE
JUN.18.2024
ONLY FOR
RELEASE

GT11C220-01-04	4000 mm	+150
GT11C220-01-03	3000 mm	+100
GT11C220-01-02	2000 mm	+100
GT11C220-01-01	1000 mm	+50
GT11C220-01-Z9	900 mm	+50
GT11C220-01-Z8	800 mm	+50
GT11C220-01-Z7	700 mm	+50
GT11C220-01-Z6	600 mm	+50
GT11C220-01-Z5	500 mm	+50
GT11C220-01-Z4	400 mm	+50
GT11C220-01-Z3	300 mm	+25
GT11C220-01-Z2	200 mm	+25
GT11C220-01-Z1	100 mm	+25
Part No.	Cable Length	Tol.

GT Contact CO.,LTD

NOTICE OF PROPRIETARY PROPERTY:

THE INFORMATION CONTAINED HEREIN IS THE PROPRIETARY PROPERTY OF GT Contact CO.,LTD THE POSSESSOR AGREES TO THE FOLLOWING:
 (a) TO MAINTAIN THIS DOCUMENT IN CONFIDENCE
 (b) NOT TO REPRODUCE OR COPY IT
 (c) NOT TO REVEAL OR PUBLISH IT IN WHOLE OR PART
 (d) ALL RIGHTS RESERVED

TITLE						DRAWING NUMBER			REV.
USB 3.1 Type C Plastic C2 Cable End Plug Lock With Type C Plug						GT11C220-01-XX			A0
THIRD ANGLE PROJECTION	SIZE	SCALE	DRAW / DATE	CHECK / DATE	APPROVE / DATE	TOLERANCES	UNIT	SHEET	
DD NOT SCALE DRAWINGS	B	1:1	Lucas 09/02/16	Ray 09/02/16	Ray 09/02/16	X.X ± 0.5 X.XX ± 0.2	X.XXX ± 0.05 ANGLES ± 1°	mm 1/2	

1

2

3

4

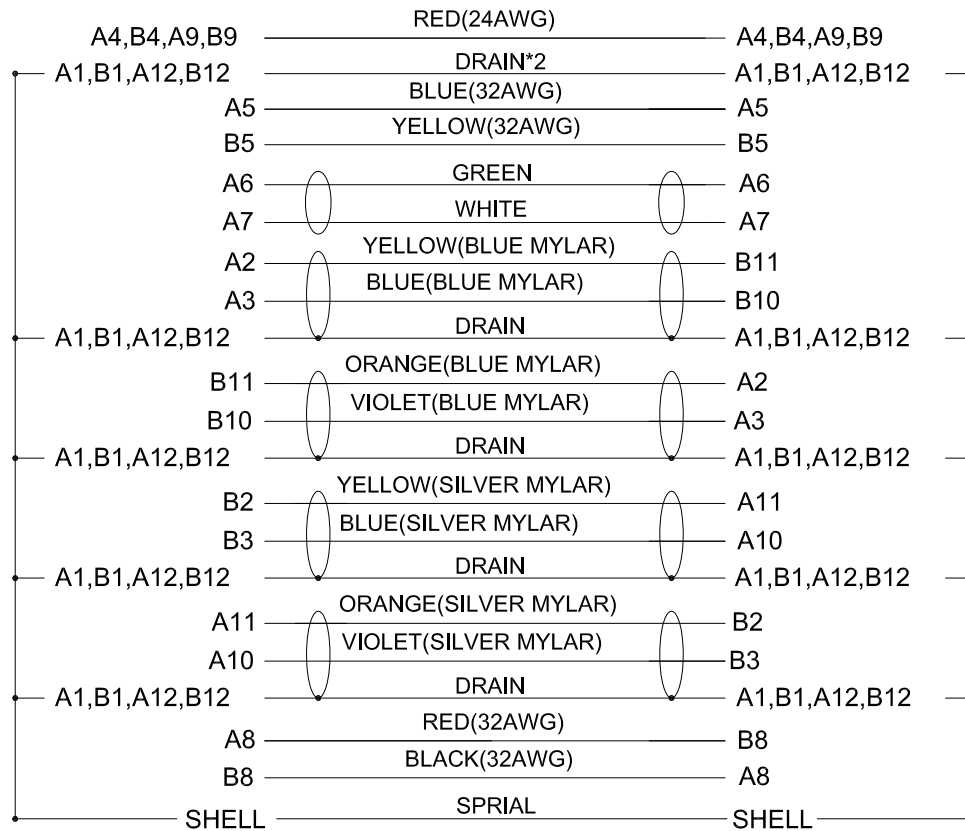
1

2

3

4


REV	ECN#	DESCRIPTION OF REVISION	DRAW BY DATE	CHECK BY DATE	APPROVE BY DATE
A0	ECN-240538	E-MARK FL7031-3A=>VL152C-5A	Lucas 06/11/24	Lucas 06/11/24	Ray 06/11/24



Conn.

Type C Plug

Wiring Diagram



GT Contact CO.,LTD

NOTICE OF PROPRIETARY PROPERTY:
 THE INFORMATION CONTAINED HEREIN IS THE PROPRIETARY PROPERTY OF GT Contact CO.,LTD THE POSSESSOR AGREES TO THE FOLLOWING:
 (i) TO MAINTAIN THIS DOCUMENT IN CONFIDENCE
 (ii) NOT TO REPRODUCE OR COPY IT
 (iii) NOT TO REVEAL OR PUBLISH IT IN WHOLE OR PART
 (iv) ALL RIGHTS RESERVED

TITLE						DRAWING NUMBER			REV.
USB 3.1 Type C Plastic C2 Cable End Plug Lock With Type C Plug						GT11C220-01-XX			A0
	B	1:1	Lucas 09/02/16	Ray 09/02/16	Ray 09/02/16	X.X ± 0.5 X.XX ± 0.2	X.XXX ± 0.05 ANGLES ± 1°	mm	2/2
THIRD ANGLE PROJECTION	SIZE	SCALE	DRAW / DATE	CHECK / DATE	APPROVE / DATE	TOLERANCES		UNIT	SHEET

1

2

3

4